

**Step1: Activate 2FA software token in GTS:**

For all Online Trading client, please contact our Client Service Department for the registration of Ayers "Software Token", which has to be activated on or before 30-April-2018 for online trading with OTP (One-Time-Password).

**Step2: Login the Online Trading portal to register the Software Token**

<https://trading.gcsecurities.com.hk/mts.web/Web2/login/PFSL/index.html#eng>

Here is the instruction to download the Ayers "Software Token" app and input the BIC.



The screenshot shows a web browser window with the address bar displaying "pns2.ayers.com.hk:8230/mts.web/Web2/login/TEST/index.html#big5". The page features the Ayers Solutions Limited logo, which consists of the word "AYERS" in a stylized font inside an orange oval, with the Chinese text "艾雅斯資訊科技有限公司" and "Ayers Solutions Limited" below it. The login form includes two input fields: "用戶名稱:" (Username) and "登入密碼:" (Login Password). Below the password field is a link for "忘記密碼" (Forgot Password). At the bottom of the form are two dropdown menus: "繁體" (Traditional Chinese) and "寬頻上網" (Broadband Internet). At the very bottom are two buttons: "登入" (Login) and "重設" (Reset).

The system will notify client to register the Ayers “Software Token” Service.



You can download and install the Ayers “Software Token” from [Apple store/Google Play](#).

Or

You can also click the following links to download the “Software Token” for installation.

IOS:

<https://itunes.apple.com/hk/app/ayers/id1351698949?mt=8>

Android:

<https://play.google.com/store/apps/details?id=hk.com.ayers.token.prod>



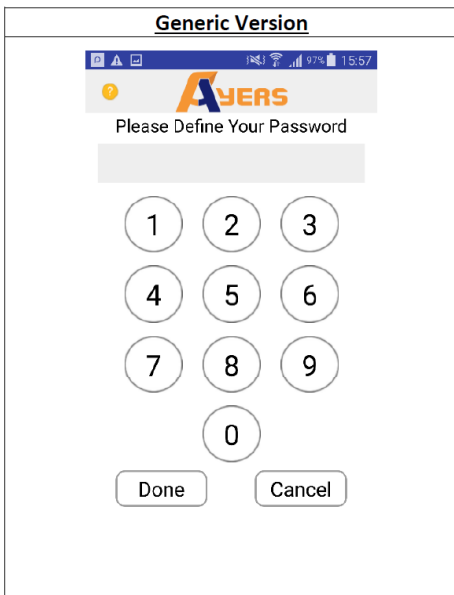
Ayers Token App  
Ayers Solutions Limited



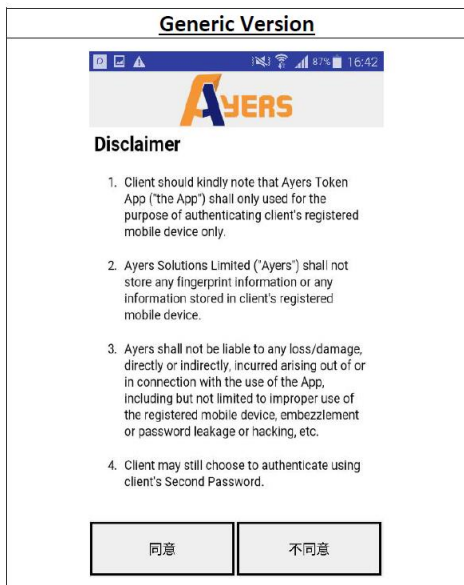
**Step3: Register the Ayers “Software Token” on your mobile device**

Assume clients had installed the “Software Token” on any Mobile Devices.

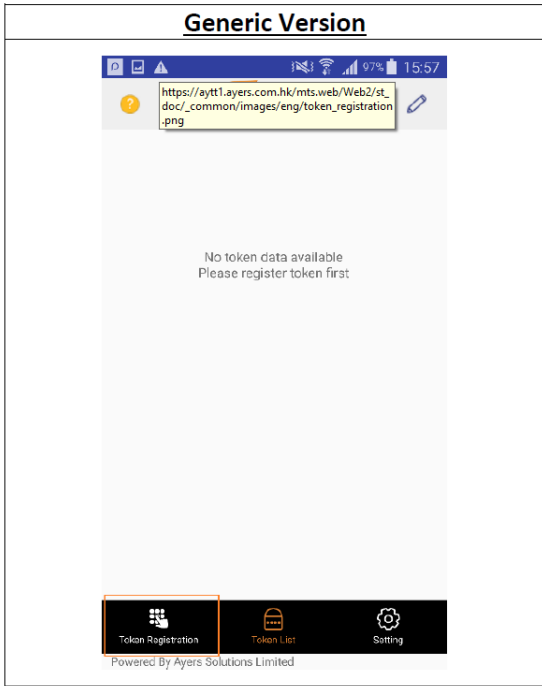
1. Setup the initial password for the “Software Token”  
(Which used for opening the Software Token Apps afterward)



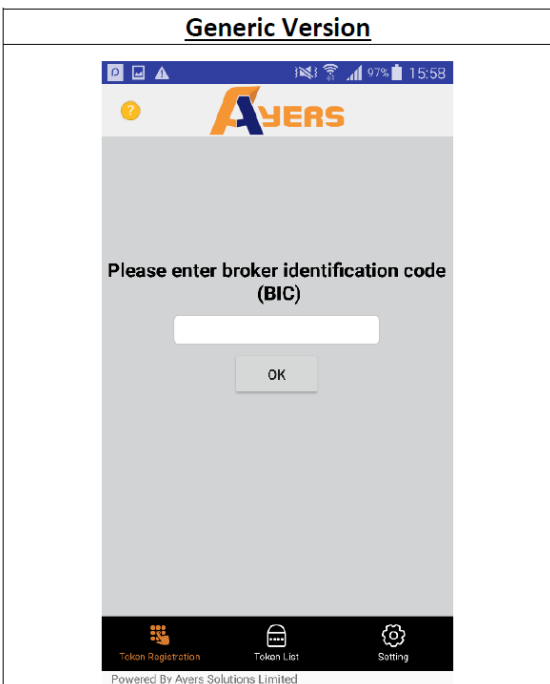
2. Disclaimer Agreement



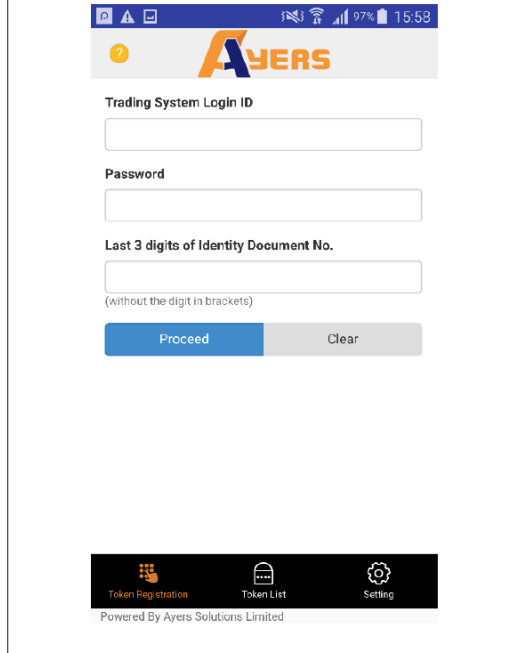

3. Click the “Token Registration” button to perform the registration process.



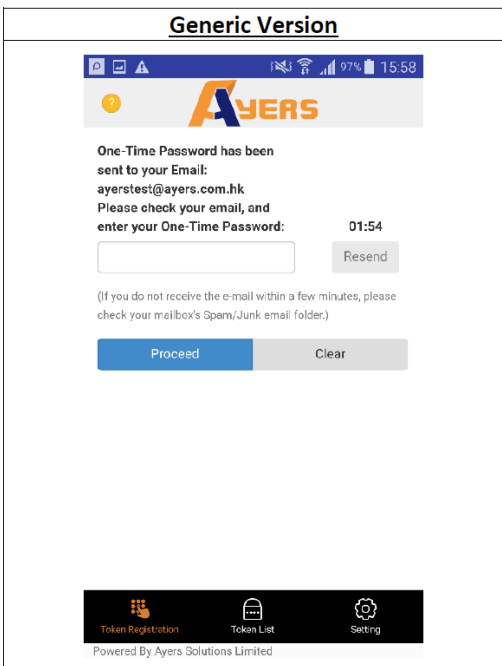
4. Enter the Broker Identification Code in the (BIC) field – **GC431**




5. Input Online Trading Login ID, Password, and Identity document ID# (First 4 digit, e.g. A264 or 2643 )

Generic Version	
	


6. You will receive a 4-digit OTP from SMS/Email, (according to client's email setting) and input it in the OTP field to complete the Software Token registration.



7. The OTP will be shown at the Token List after successful registration.  
The OTP generated by the Software Token is only 6 digit (no letter or special characters).



8. Please Re-login the Online Trading Portal and input the OTP (One-Time-Password) provided by “Software Token” for online trading.



**FAQ:**

This is the online manual with FAQ provided by Ayers, please visit the following URL:  
[https://trading.gcsecurities.com.hk/mts.web/Web2/st\\_doc/PFSL/help.html?lang=eng](https://trading.gcsecurities.com.hk/mts.web/Web2/st_doc/PFSL/help.html?lang=eng)

<<End of Document>>